

Delta Metals Trim Profiles

Trims Available in 10' 6" & 12' 6" Lengths



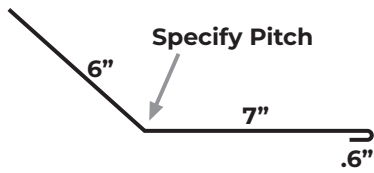
<p>12" Ridge</p>	<p>Denver Peak Trim</p>						
<p>W Valley</p>	<p>4" or 6" Corner</p>						
<p>6" Inside Corner</p>	<p>Res. Rake 3"</p>				<p>Res. Rake 5"</p>	<p>Drip Cap</p>	<p>J Channel</p>
<p>F J Trim</p>	<p>Fascia</p>	<p>Fascia Eave</p>	<p>Square Base</p>	<p>Rat Guard</p>			
<p>Universal Endwall</p>	<p>Denver Endwall</p>	<p>8" x 8" Transition</p>	<p>Universal Sidewall</p>	<p>Upper Gambrel</p>			
<p>Residential Drip Edge</p>	<p>Denver Eave</p>	<p>Double Angle</p>	<p>Overhead Door Trim</p>	<p>Top Mount Track Cover</p>			
<p>National Track Cover</p>	<p>Flat Sheet 10'6" Minimum - 25' Max</p>	<p>Post Trim Indicate Paint Side</p>	<p>Aluminum Soffit 12' Lengths Solid or Vented *Limited Color Options Available*</p>	<p>Snow Bar (DBL 29 Gauge Only)</p>			

Delta Snap-Lock Trims

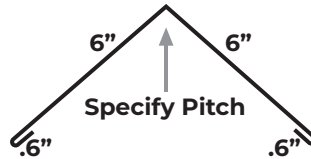
Hidden Fastener



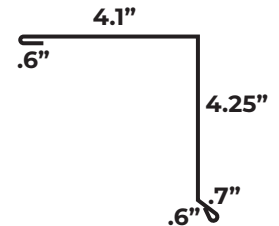
31 Transition Flashing



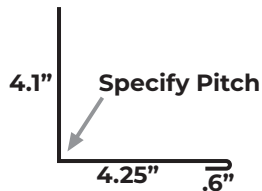
32 Open Hem Flat Ridge



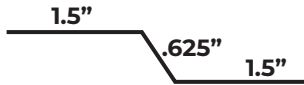
33 Open Hem Rake



34 Open Hem Sidewall/Endwall



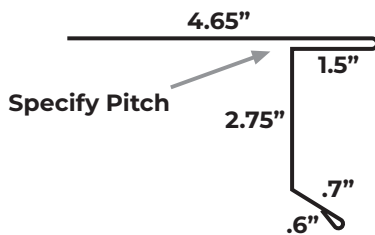
35 Offset Cleat



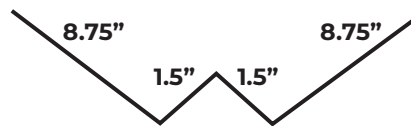
36 Z Closure Vented/Solid



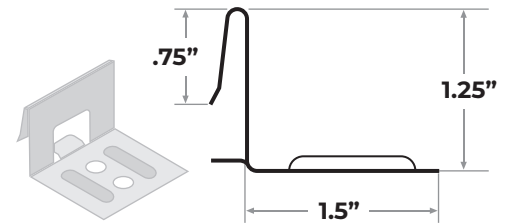
37 Snap-Lock D Style Drip Edge



38 W Valley
(Use Offset Cleat)



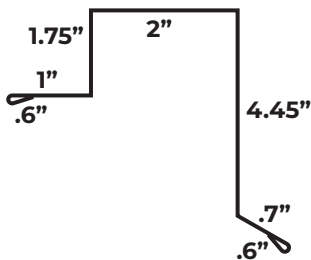
Snap-Lock Clip



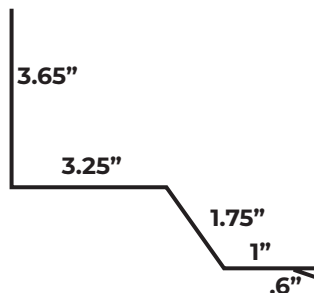
Delta Snap-Lock Trims:

Exposed Fastener

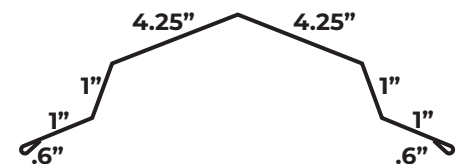
39 Snap-Lock D Step Rake



40 Snap-Lock Step Sidewall




41 Ridge

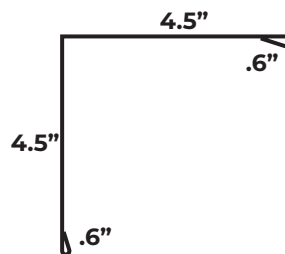


Corrugated Trims

42 Residential Rake



43 Corner



44 Universal Sidewall

